

# Caring for an Animal's Needs

A lesson based on the book, Farmers and Ranchers Care about their Animals, by Dan Yunk.

*This book was financed by the Kansas Farm Bureau Foundation for Agriculture on behalf of Kansas Farm Bureau, The Voice of Agriculture. It was written to educate young people, parents and teachers about where our food comes from.*



*America's food supply is safe, affordable and abundant but also vastly misunderstood by the consuming public. It is the intention of Kansas Farm Bureau to improve the public's knowledge about the importance farming and ranching plays in our quality of life.*

## **Background Information:**

*After reading Farmers and Ranchers Care about their Animals, ask students the following questions.*

Who feeds you?

Who makes sure you get to bed by your bedtime?

Who takes care of you when you are sick and takes you to the doctor?

*Student responses will likely be a parent, grandparent, guardian, or older sibling.*

That person takes care of you because it's their responsibility to be sure that you are safe and healthy. They want you to be safe and healthy. When you are safe and healthy, you can learn and play and do all the things that children do.

Who feeds the animals on a farm?

Who makes sure the animals have a shelter and a comfortable place to rest?

Who makes sure the animals get proper treatment and medicine when sick?

A farmer or rancher does! Why? Because animals have basic needs, too, and it's a farmer or rancher's responsibility to be sure that the animals on the farm are safe and healthy. When an animal is safe and healthy, they can produce healthy food for me and you!

**Level:** Pre K - Grade 2

## **Subjects/Standards:**

Life Science, K - 2nd:

**Standard 3** – The student

will begin to develop an understanding of biological concepts.

**Benchmark 1**– The student will develop an understanding of the characteristics of living things.

**Indicator 1**–The student discusses that organisms live only in environments in which their needs can be met.

## **Activity Description:**

Students will learn that healthy animals produce healthy food by completing two different graphic organizers.

## **Student Learning**

### **Outcomes:**

Students will...

- Identify the needs of animals by coloring, cutting, and pasting the needs of animals correctly in a T-chart.
- Recognize healthy animals produce healthy food by listing 10 food products in a graphic organizer.

**Estimated Teaching Time:** 30 minutes

**Activity:**

Ask students to generate a list in class of what a person needs to survive. Capture the list on the board.

*Targeted responses are air, water, food, shelter, and care.*

Define a want and a need to help students differentiate between the two.

A need is defined as something necessary for survival. A person, plant, or animal would suffer and eventually die without it.

A want is defined as something that is desired as it makes life easier or more comfortable.

Create another list of what an animal needs to survive.

*Targeted responses are air, water, food, shelter, and care.*

*Pass out activity sheets 1a and 1b. Instruct older or advanced students to label each need as air, water, food, shelter, or care.*

A farmer or rancher takes good care of his or her animals. Veterinarians help by providing medical treatment to the animals on a farm, similar to how you go to a doctor when you are sick.

Farmers and ranchers know that healthy animals mean healthy food for you and your family! What kind of food products do we get from animals?

*Pass out activity sheet 2. Dependent on the level of the students, you may choose to form a list of food together as a class.*

By reading Farmers and Ranchers Care about their Animals, we have discovered that animals need air, water, food, shelter and care, and that farmers and ranchers take their responsibility for caring for animals seriously. They know, just like we now do, that healthy animals mean healthy food!

**New Vocabulary:**

Farmer  
Veterinarian  
Need  
Want

**Materials Needed:**

The Right Thing: Care and Feeding of Farm Animals  
Copies of Activity 1a, 1b,  
Copies of Activity 2  
Crayons/Markers  
Scissors  
Glue Sticks

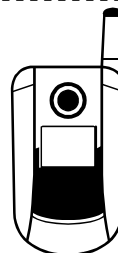
**Prepare Ahead:**

Make copies.  
Gather crayons, markers, scissors, and glue sticks.






Name \_\_\_\_\_

# What does an animal need to live?

Instructions: Color each of the items below. Cut each one out on the dotted line.



AIR



Name \_\_\_\_\_

What does an animal need to live?




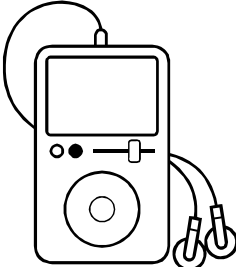



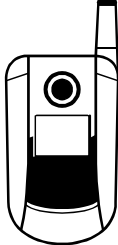


Instructions: Glue the items in the correct column on the chart.

What does an Animal need?	What does an Animal <i>NOT</i> need?

Name ANSWER KEY

What does an animal need to live?

Instructions: Glue the items in the correct column on the chart.

What does an Animal need?	What does an Animal <i>NOT</i> need?
	
	
	
	
	

Name \_\_\_\_\_

# Healthy Animals Produce Healthy Food!

List 10 foods that we get from healthy animals!



1. \_\_\_\_\_

6. \_\_\_\_\_

2. \_\_\_\_\_

7. \_\_\_\_\_

3. \_\_\_\_\_

8. \_\_\_\_\_

4. \_\_\_\_\_

9. \_\_\_\_\_

5. \_\_\_\_\_

10. \_\_\_\_\_

