






# it's the law!

**Child Passenger Safety Act (KSA 8-1344)** is a primary law.

- It requires all children age four and younger must be in a federally-approved child safety seat.
- Children age four but under 14 must be protected by a safety belt.
- This law applies to all vehicles designed for carrying 10 passengers or less. (Conviction carries a \$20 fine plus court costs for each offense.)
- Persons under the age of 14 are prohibited from riding in any portion of the vehicle not intended for passengers; this includes riding in the back of pickup trucks. (The fine for this violation is \$20 plus court costs and is a traffic infraction for each offense.)

**Safety Belt Use Act (KSA 8-2501)** is a secondary law.

- Drivers are cited for this violation only in combination with a separate moving violation. (The fine for this violation is \$10 including court costs for each offense.)
- This law applies to vehicles designed for carrying 10 passengers or less.
- This includes pickup trucks registered for 12,000 lbs. and farm trucks registered for 16,000 lbs.


				
<b>Infant Seats</b>	<b>Convertible Seats</b>		<b>Booster Seats</b>	<b>Lap/Shoulder Belts</b>
Use rear-facing infant seats for children from birth to at least 20 lbs. and at least one year of age.	Use rear-facing convertible seats for children from birth to at least 20 lbs. and at least one year of age.	Use forward-facing convertible seats for children over 20 lbs. and at least one year old to about 40 lbs. and about age four.	Use belt-positioning booster seats for children up to 8 years old and at least 4'9" tall.	Use lap/shoulder belts for older children large enough for the belt to fit correctly: more than 4'9" tall and over 8 years of age.

- Read and follow the manufacturer's guidelines for your child's safety seat.
- Make sure the safety seat is secured correctly and tightly to the vehicle's seat. For a seat to be effective, it must be used properly.
- Do not place a rear-facing infant seat in an air bag-equipped seating position. The safest position for safety seats is always in the middle of the back seat. If a forward-facing child safety seat is placed in an air bag-equipped seating position, slide the vehicle seat as far back as possible.

**KEEP YOUR DISTANCE** Air bags, combined with use of lap and shoulder safety belts, offer the most effective safety protection available today for passenger vehicle occupants.

To work well, an air bag must deploy quickly. The force is greatest when it first inflates. As the air bag inflates farther, the force decreases.

Therefore, you should always buckle your safety belt and be sure the distance between your chest and the air bag is no closer than 10 inches.



For more information contact:  
KDOT Safety Belt Education Office  
3312 Clinton Parkway • Lawrence, KS 66047  
Telephone: 1-800- 416-2522  
E-mail: ksbeo@alltel.net  
www.ksdot.org

