


Farm Safety Fun Style!

An Activity Book for Young Children



Dear Parents,

The farm is a great place to live, but it can also be dangerous. The farm is unique because it is both a working and living environment and this influences the high number of injuries and deaths that happen each year. These tragedies happen to farmers and their family members. The natural characteristics of children, such as curiosity, small size and strength, along with lack of skill and knowledge, put children working, living, or visiting the farm at risk.

When children are young and lack the decision-making skills required to determine what things are dangerous, parents and caregivers of children on the farm are responsible for providing a safe environment.

Listed below are things you can do to make the farm a safer place for children.

- Provide a safe play area for children, away from farm machinery, livestock, and chemicals. Children are intrigued by many things on the farm. Their play area must be more stimulating than the working farm environment.
- Be a good role model. Children observe everything you do and often follow suit without knowing whether it's right or wrong. If your behavior is unsafe, children may follow your lead and develop unsafe habits.
- Provide childcare for young children when you are working on the farm. Your mind is on getting a job done and your hands are busy. Children can get into trouble quickly.
- Identify what your children are capable of doing at certain age levels. When assigning tasks to children, consider both their age and abilities.
- Set limitations for children and follow through with consequences if rules are broken. Teaching children what is appropriate and the resulting consequences helps them make good decisions that could save their lives.

Use the ideas in this book to have fun with your child. The activities have special messages about keeping the farm safe for everyone.

Read instructions to children who cannot read yet. Talk about the concepts and the important safety messages together and keep the next generation of farmers safe!

Funding provided by



At UL, our Public Safety Mission is at the core of everything we do. We have been working for a safer world since 1894. We conscientiously advance science through careful research and investigation, applying our efforts to prevent or reduce loss of life and property and to promote safe living and working environments for all people.

As champions of public safety, we are driven by a singular ideal – we strive to positively impact society while ensuring its safety. Creating a level of awareness around safety consciousness for consumers is a critical contribution UL makes to the public, especially for young people as they begin to develop their lifestyle patterns. In an effort to help keep children safe and healthy around the world we have created Safety Smart®, an initiative aimed at improving the awareness and understanding of children ages 4 – 14 in safety, health, environmental stewardship, and well-being.


As part of our ongoing Safety Smart® program, ULSafetySmart.com was created. Designed to engage children, this e-community site allows children to play interactive games, download free iPhone and iPad game Apps, get the latest in educational safety news, and post their own videos and photos. As part of UL's Safety Smart Club, they can become Safety Wizards by pledging to help protect their friends and family by teaching them how to be safe.

Encourage a child to visit www.ULSafetySmart.com today!

Do Your Part! Be Safety Smart!®

Look, Listen, and Learn


Compare this unsafe picture with the safe image on the front cover. Color all the activities that can be dangerous on the farm.



Hi Kids! Welcome to Farm Safety Fun Style.
Follow us through the activities and we will show you how to stay safe
on the farm. C'mon, let's go.

Drawing Fun

“ROPS” stands for Rollover Protective Structure.
It protects the driver if the tractor overturns.




Connect the dots to
draw a ROPS and keep
the driver safe.



In Case of Emergency...

Write down your address and phone number and keep them close to the phone. Practice giving directions to your house.

Being prepared for an emergency is very important. Have your parents help you fill in the phone numbers you will need in case of an emergency.



My address _____

Police _____

Fire _____

Ambulance _____

Neighbor _____

All About 3-R's

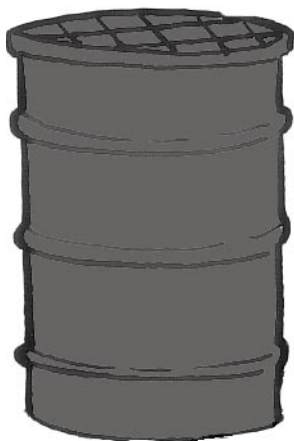
On the farm it's important to remember the 3 R's – Reduce, Reuse, and Recycle

Recycle - instead of throwing things away recycle them to make other useful things.

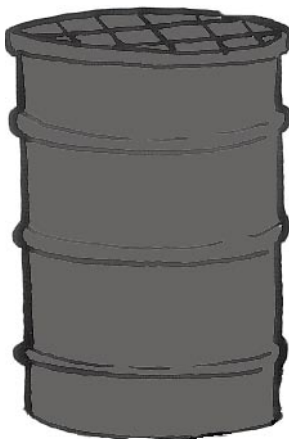
Reuse – donate items so others can reuse them.

Reduce – ways to use less natural resources like water, fuel, and coal (energy).

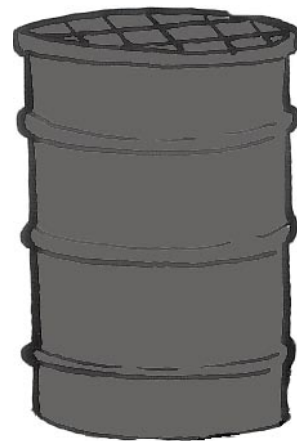
Sort the items into the correct barrel by drawing a line from the picture to the barrel.



REDUCE




REUSE



RECYCLE

Fix-It Hazard Hunt

This farm family is in danger. Color all the unsafe things in their farm shop red.




Stay Away Maze

Can you help me find my way to a safe play area?



Farm machinery can be very dangerous. The operator may not see you, so **STAY AWAY!**



Electricity Powers the Farm

Electricity is an important part of daily life but it can be dangerous.
Color all the things on the farm that use electricity.



BUCK JONES

Super Duper Foods

Staying safe on the farm means staying healthy and fit too! One way to do that is to eat lots of fruit, vegetables, and whole grains.

Circle the foods that keep you healthy and fit.



Safe Fun in the Rural Sun



You can have fun and stay safe too. Draw a picture of yourself playing with the other children in the safe play area.



Safety Search

Each picture contains some very important safety signals. Can you find and circle all eight?

Every picture contains a safety warning sign. Have your parents help you spot these signs around the farm. Knowing their meanings can keep you safe.



Electrical Safety Checklist

Ask an adult to help you check for electrical hazards in your family's house and farm shop.

Can you find the UL Mark on at least 3 electrical appliances in your kitchen or farm shop?



1. _____
2. _____
3. _____



- Yes No 1. Are household appliances, electrical tools, and their cords kept away from water?
- Yes No 2. Are cords in good condition— not damaged or frayed? Cords should not run under rugs or be stapled to walls and ceilings. Extension cords should have the UL Mark.
- Yes No 3. Did you look for outlets with too many appliances plugged in? Did an adult fix the hazard?
- Yes No 4. Do you have Ground Fault Circuit Interrupters (G.F.C.I.s) on all outlets where water is present? (These are the outlets with Test and Reset buttons.)
- Yes No 5. Does an adult test the G.F.C.I.s in your home once a month? G.F.C.I.s monitor the flow of electricity through the outlet's circuit. If there's any variation in the current, the outlet will cut off the flow of electricity, preventing injuries.
- Yes No 6. Did you find the UL Mark on any electrical products in your bathroom or bedroom? If so, list them.



Buckle Up

Unscramble the words to fill in the blanks and learn how to stay safe in the car. Check your answers at the bottom of the page.



Buckle your (1.) _____ when riding in a (2.) _____ or on a
ateselbt rac

(3.) _____ that has a cab.
rcrotat

There are 40% more fatal (4.) _____ in rural areas than (5.) _____
srhacse anrbu
areas.

Seatbelt use is (6.) _____ in rural areas.
eworl

Only ride on (7.) _____ equipment if there is a (8.) _____ and
rmaf tsea
seatbelt for you.

Sit in the cab of the (9.) _____ truck, don't ride in the (10.) _____ area.
cpukip gcroa

Next time you go for a ride, remember to **BUCKLE UP**.

Don't be a Weasel



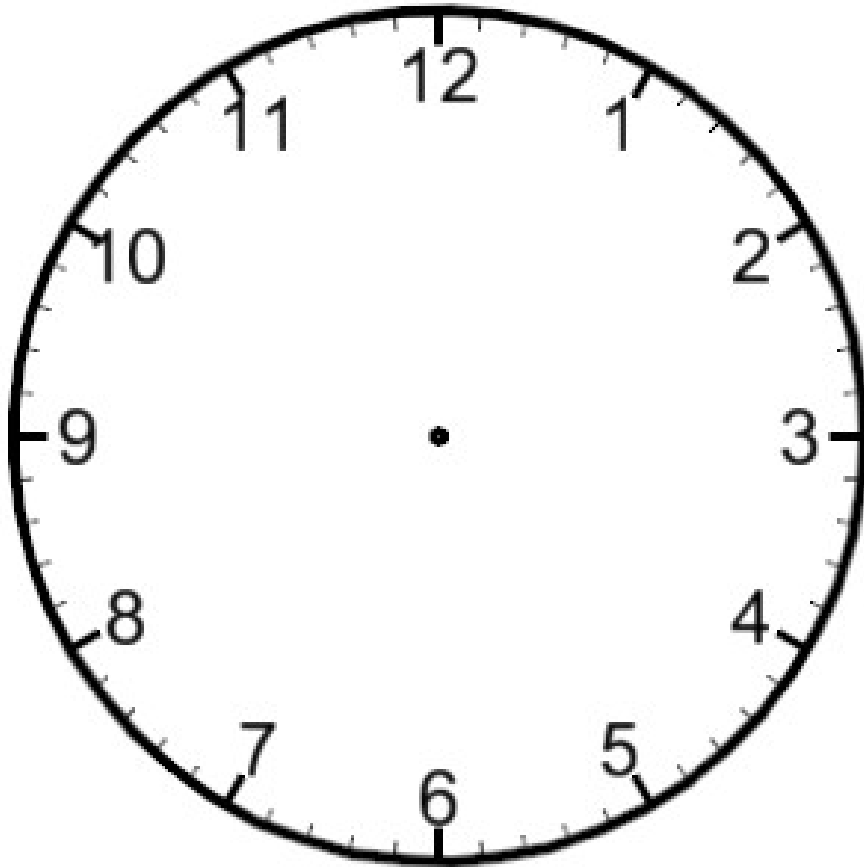
Hey kids, my weasel friends and I get into mischief when we visit the farm. My buddies are causin' trouble on Farmer Bob's tractor.



Can you list 7 ways my friends are in danger?

Handwashing

Washing your hands with soap and warm water for 20 seconds is a great way to keep germs away and stay healthy. Draw 20 seconds on the clock below. Then tear out this page and hang it on the bathroom mirror to remind you to wash your hands!



Watt Word Find


Can you find the words hidden in the puzzle?

Y E L U S T C Y T R
T K Y A N U L R W I
I I G O R E W O P O
C P R R R I T S V U
I C E T R H H T E G
R N N E G O R T A R
T N E I C I F F E W
C F L K B Y I I Y T
E N I L R E W O P A
L B U R N C F U I L
E B R R E K B U P K


Word Bank:

BULB	EFFICIENT	FIRE	POWER	VOLT
BURN	ELECTRICITY	GAS	POWERLINE	WATT
CURRENT	ENERGY	LIGHT	SHOCK	WIRE

Answer Keys




Page 2




Page 3




Page 6



Page 7



Page 8



Page 11

Buckle Up

1. seatbelt
2. car
3. tractor
4. crashes
5. urban
6. lower
7. farm
8. seat
9. pickup
10. cargo

Page 13

Don't be a Weasel

1. Extra riders can fall off
2. Distracting the driver can cause an overturn
3. The weasel on the fender could fall off and get run over by the tractor tire
4. The driver is not wearing a seatbelt
5. The weasel hanging from the ROPS could fall off
6. Exposure to loud noises can cause hearing damage
7. Exposure to vibrations can cause damage to internal organs

Page 14



Page 16



Our Mission:

Farm Safety 4 Just Kids promotes a safe farm environment to prevent health hazards, injuries, and fatalities to children and youth.

Farm Safety 4 Just Kids

11304 Aurora Ave.

Urbandale, Iowa 50322

Phone 1-800-423-KIDS • 515-331-6506 • Fax 515-331-2947

Email fs4jk@fs4jk.org • www.fs4jk.org

Copyright © 2012 by Farm Safety 4 Just Kids

Material developed and disseminated by Farm Safety 4 Just Kids is peer reviewed, intended for general information and educational purposes only, and should not be relied upon as medical or legal advice. If legal, medical, or other expert assistance is required, the services of the appropriate professional should be sought.